

Nazarene Missional Church Survey

To make Christ-like disciples in the nations

Report for Sample Church Sample District

50 surveys tabulated
5/6/2008



Report provided by the Research Center, Church of the Nazarene International Headquarters

This report was developed by Kenneth Crow, Richard Houseal, Dale E. Jones, and Bill M. Sullivan.

Questions concerning this report may be sent to research@nazarene.org or call 1-800-306-9928.

Introduction

Welcome to an adventure in discovery. You are about to discern realities of your congregation you have not known before. You will learn your church is strong in many ways. You will find your fellow Christians have robust commitments to the kingdom of God, just like you. You will verify why you love this church so much.

You will also discover things your church will want to change or improve. Every church has weaknesses, but without a discussion of them it will be next to impossible to make a plan for improvement. We encourage you to build on your strengths and plan to improve your church's weaknesses.

The process into which you are now entering will be far more than analysis; it will be action oriented. Analysis is only the starting point; possibilities, options, plans, and strategies are integral to this local church adventure. The real purpose of this project is to enable your church to accurately assess its condition and make significant strides toward developing a Church Action Plan.

Superficiality will be the greatest enemy of useful discovery. Avoid hasty conclusions, even though they seem obvious. Wait until all of the data has been studied and carefully discussed. Pray for God's direction and wisdom. Conditions often look different with additional information and from God's perspective.

This is more than a one-session project—it is the start of the ongoing process of becoming a learning church. Your district and Nazarene Headquarters are also joining you in the process of becoming learning organizations. We will be documenting the Nazarene Missional Church Assessment process, encouraging local churches, and listening to your feedback, all in an effort to make this process a useful tool to the glory of God.

The following pages summarize the data from a group of questions with a graph. These graphs do not show all the data. This will help you identify certain patterns; however, this may also inadvertently hide other pieces of information. Tables with complete responses for every question are located at the end of the report. Feel free to refer to the tables whenever you feel the graph is not revealing the information necessary for your discussion or decision.

Following each graph there will be some discussion questions or other information. These are intended to familiarize your congregation with the data and to facilitate group discussion. To be useful, your assessment process must include the people of the church and their God-given gifts, insights and abilities.

Once your church has completed the Nazarene Missional Church Report we encourage you to take the step of developing a Church Action Plan and submitting it to your district superintendent. Without this step, your survey data and report will probably sit on a shelf and never lead to the adventure you first started.

Your Church Action Plan will fulfill Manual paragraph 121, which states, “As a part of the regular review, a report will be made to the district superintendent by the pastor and church board regarding progress toward fulfilling the mission, vision, and core values of the church,” as well as Manual paragraph 129.4, which states a church is “[t]o conduct at least once a year, along with the pastor, a planning session for the purpose of updating a clear written understanding of expectations, goals, plans, and objectives.” If you need help developing a Church Action Plan we recommend New Church Specialties (NCS) to help you with this process. NCS has teamed with the Nazarene Missional Church Assessment (NMCA) to provide coaching/consulting and the development of Church Action Plans.

So begin your adventure. Pray, study, discuss, and plan. We are praying for you.* God is with you and will bless your faithfulness.

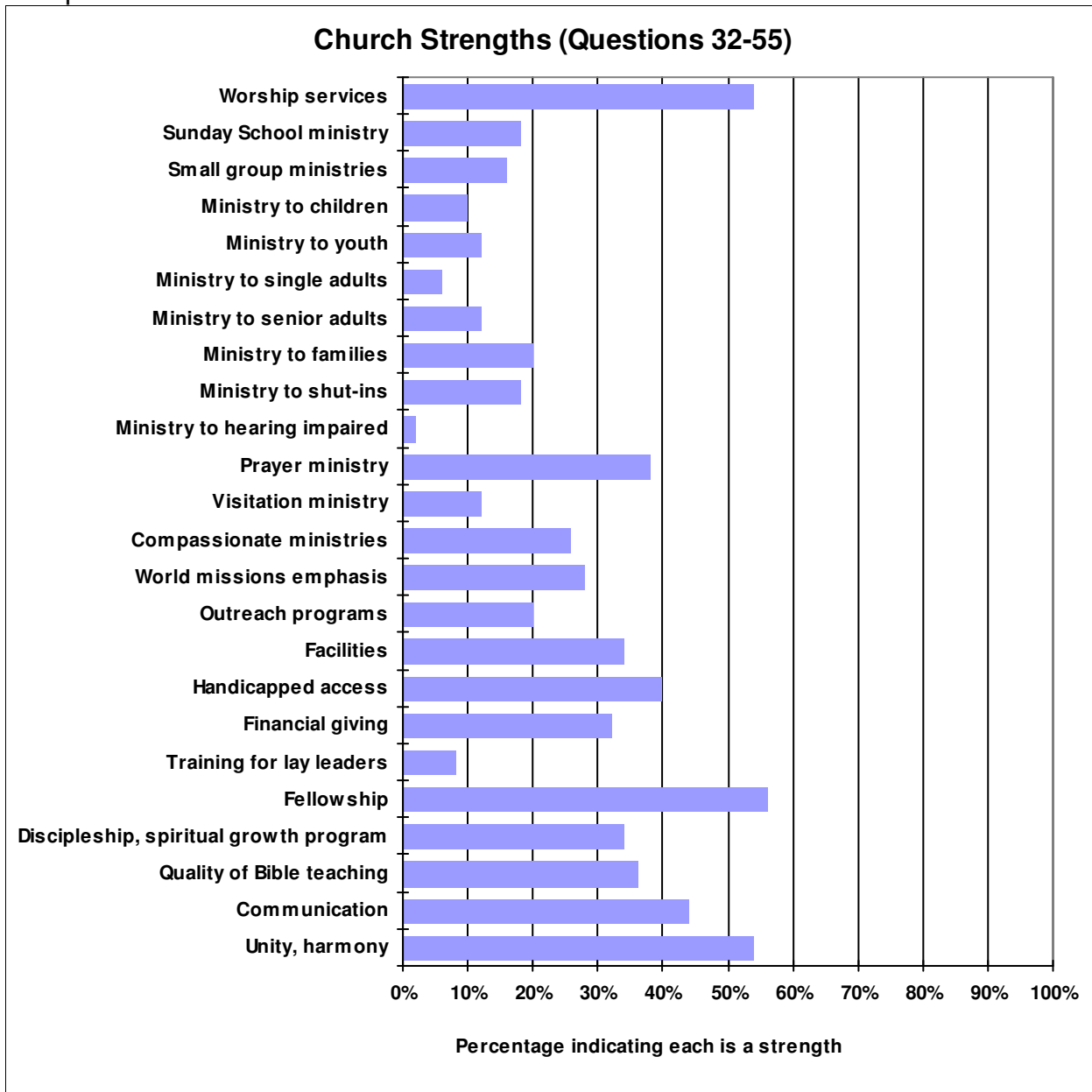
*Really. We have committed ourselves to pray for each church when we prepare its report.

Please note: Percentages on the bar charts are based on the total number of surveys received. This allows one to say, "This percentage of the people taking the survey marked this answer."

Beginning with page 20, there is a more detailed listing for each question. On those pages, the percentages are based on number of persons who actually responded to that question. In those cases, it is more correct to say "This is the percentage of valid responses that indicated this answer."

Nazarene Missional Church Survey - Overview

Sample Church



Each church has strengths and weaknesses. Strengths for small churches are often close relationships and accountability. Large churches generally have the strength of specialized ministries and finances. Finances are usually a weakness of the small church, while large churches struggle with close fellowship. The graph above shows the percentage of those that indicated particular areas of the church as a “strength.”

Based on the Church Strengths graph, what are our church’s three or four greatest strengths?

Overview, Page 2

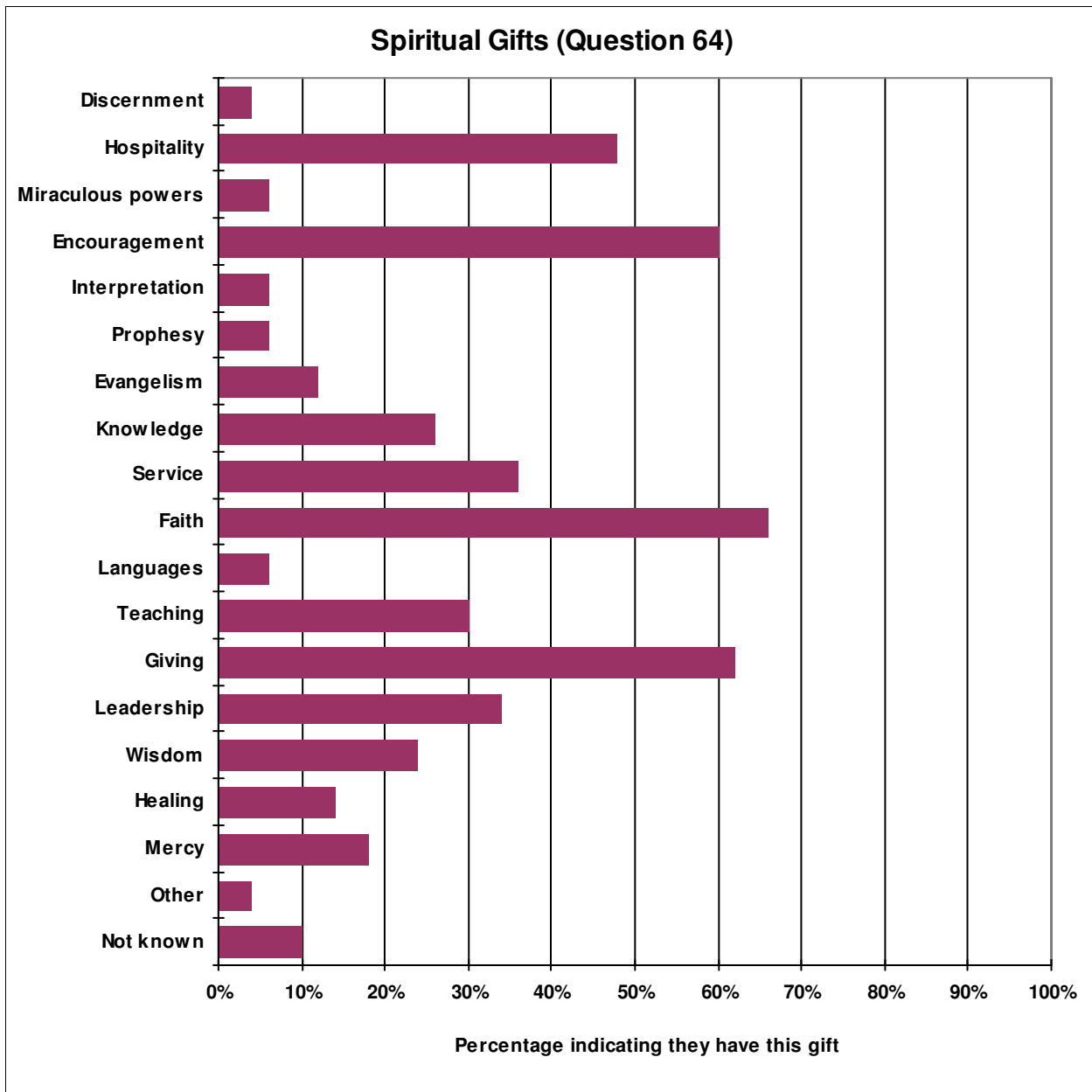
Which of these strengths do you think our church should build upon?

What resources (financial, spiritual, and human) does our church have to build upon this strength?

Some areas were rarely regarded as strengths. They may not necessarily be considered weaknesses (see the frequency report on page 22), but they are not areas the church is confident about. Rarely will a church be strong in every area. God's gifting, the interests of those attending, and the needs of the community are all factors to be considered. Still, most churches do have areas that they would like to improve.

Which of the weaker areas can we manage better?

What resources (financial, spiritual, and human) does our church have to improve in this area?



The Bible tells us that God gives believers spiritual gifts for our common good (1 Corinthians 12:7). James 1:5 says that if anyone lacks wisdom that they should ask God for it, and 1 Corinthians 14:1 tells us to “eagerly desire spiritual gifts.” The Spiritual Gifts graph shows the percentage of people who indicated they have a certain gift. (Remember, you were allowed to check more than one gift.)

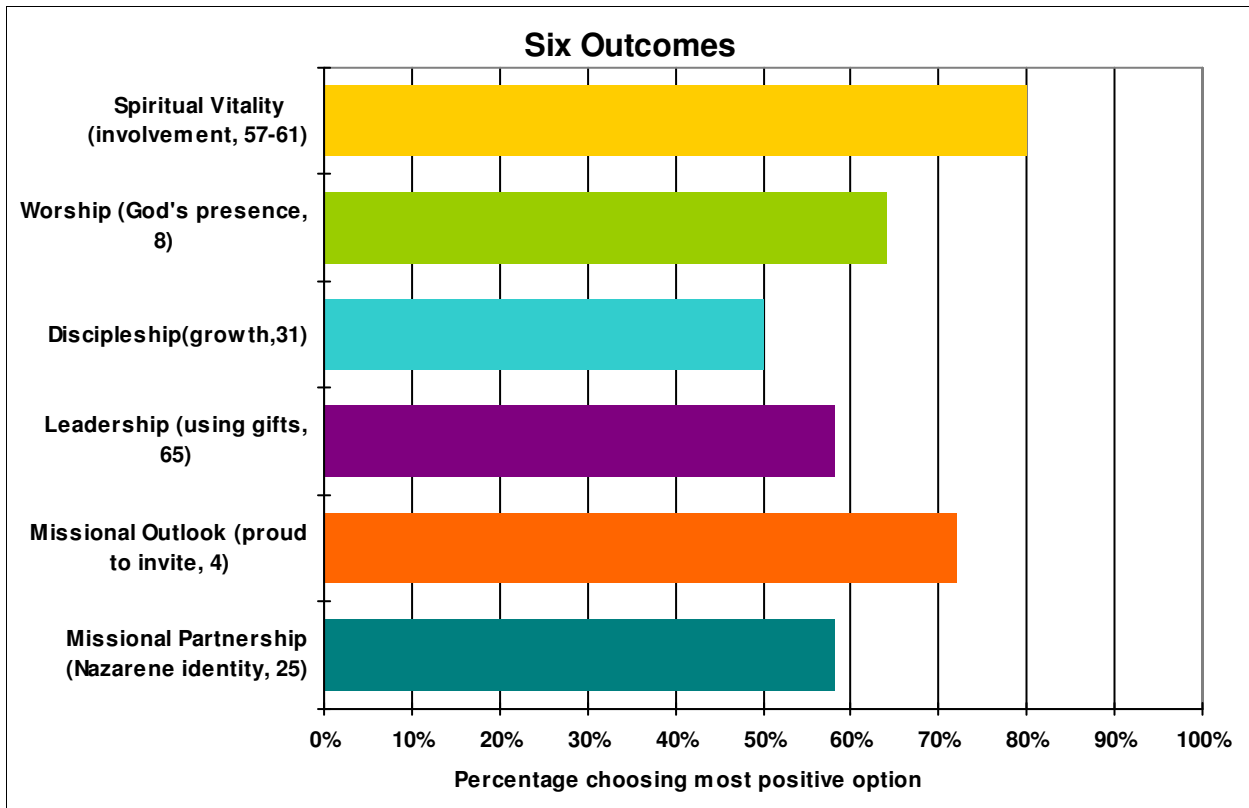
What is the most common gift among our people?

What is the least common gift?

What percentage of our congregation does not know what their spiritual gift is?

Was there a gift that surprised you by either having a higher or lower percentage than you thought it would?

How do we (or how should we) take spiritual gifts into account when assigning ministry responsibilities within our church?



The Nazarene Missional Church Survey was designed around six important areas of church life; spiritual vitality, worship, discipleship, leadership, missional outlook, and missional partnerships. In each of these areas there is an outcome question. These six outcome questions are a summary record of where your church is today. But they can also help your church set goals and establish priorities—they give your church a target to shoot for. Used over time they will help your church reflect on whether or not it is accomplishing its mission.

Overview, Page 5

Getting your church to 100% on any outcome question is an unrealistic goal. Set prayerful, reasonable goals using the other questions from each section to help you understand the things that are helping or hindering a particular area of your congregation's life.

The area of spiritual vitality includes personal practices such as devotions and giving, as well as corporate attitudes such as unity and openness to change. The outcome questions for this area are the involvement items from questions 57 to 61, "I am involved in evangelistic efforts...Sunday School or Bible study group...prayer group...social group...compassionate ministry" (the graph above shows the percentage who indicated "very involved" in at least one of these areas). People get involved in the life of the church because God is at work through the body of believers.

The outcome question for worship is #8, "I often experience a sense of God's presence during our worship services." People want—and need—to experience the presence of God during worship. If many people are not sensing God's presence then look at the other items in the worship section to see if you can determine what is hindering their experience.

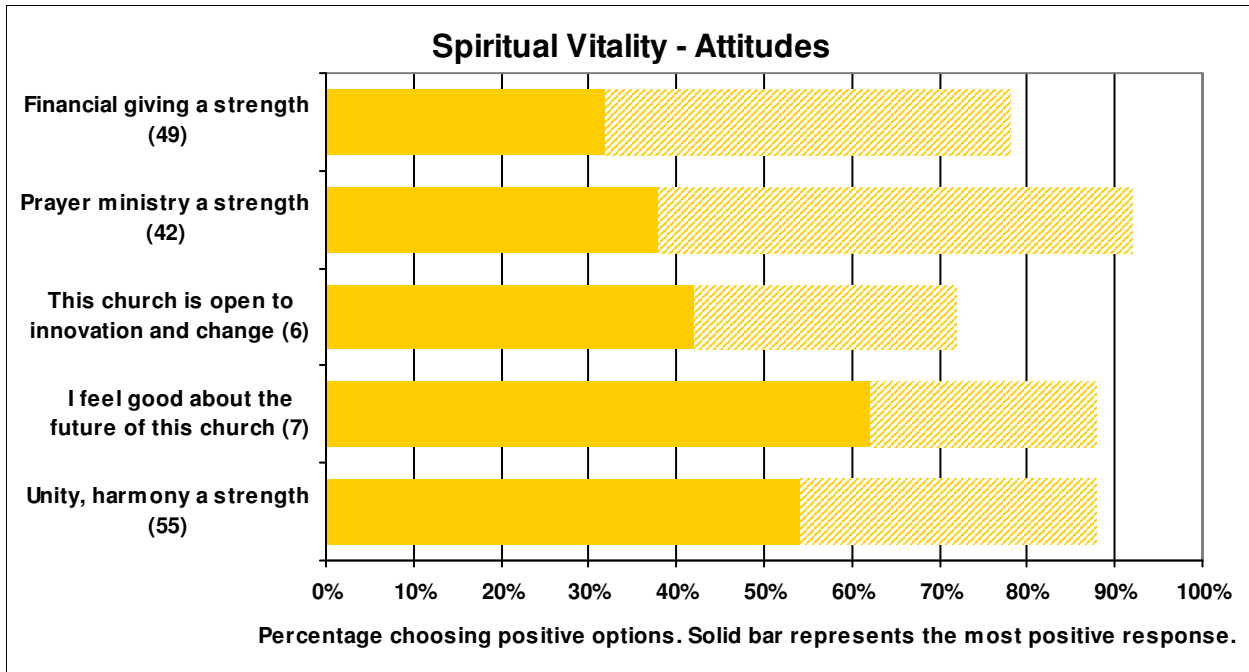
The outcome question for Discipleship is #31, "I have grown as a Christian during the last year as a result of the ministry of this church." Spiritual growth is vital to the life of a believer. While physical growth reaches an apex and then declines, spiritual growth is meant to be continuous.

Leadership has been defined in many ways. For the Nazarene Missional Church Survey the outcome we want from leadership is for it to be mobilizing the people of God and their gifts. The outcome question for this area is #65, "Do you feel you are getting to use your spiritual gift(s) within the ministry of this church?"

The outcome question for the area of Missional Outlook is #4, "I am proud to invite my unchurched friends or relatives to this church." Referrals are how your church can grow.

The area of Missional Partnership looks at the connections between the local church and the district, educational institutions, and headquarters. The outcome question is #25, "This congregation clearly expresses its Nazarene identity." There is strength and comfort in being a part of the Nazarene family, and we are able to do more together than we can separately.

Nazarene Missional Church Survey - Spiritual Vitality
 Sample Church

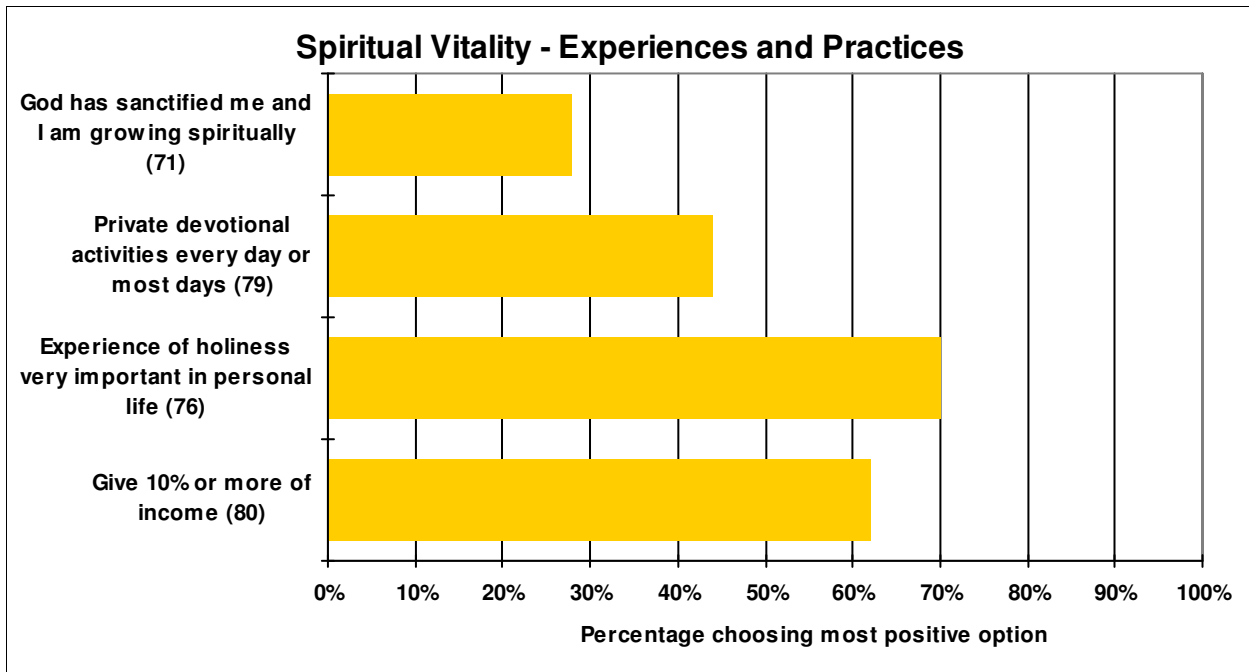


A church that is spiritually vital sees the future as the open door God has set before it, and it is willing to respond, adapt, innovate, change, sacrifice and persist. It breathes hope and exhales optimism. It is alive with the energy that springs from a powerful faith in God and His word, and a corporate commitment to serving God, the community, and the whole world.

What percentage of the people indicated they “feel good about the future of this church”?
 What is going on in the church that would make them feel good?

Which item on this graph do you feel is most important? What makes this area so important?

Which item do you feel would be the easiest to improve? Which would be the hardest?



This chart reflects spiritual practices that usually indicate personal spiritual vitality. Of course, a church with many new Christians will tend to have fewer people strongly participating in all of them. On the other hand, a church where everyone is strongly involved in all these practices may not be reaching new disciples. In some cases, the church may need to help define these practices so that private attitudes are obvious in changed lives.

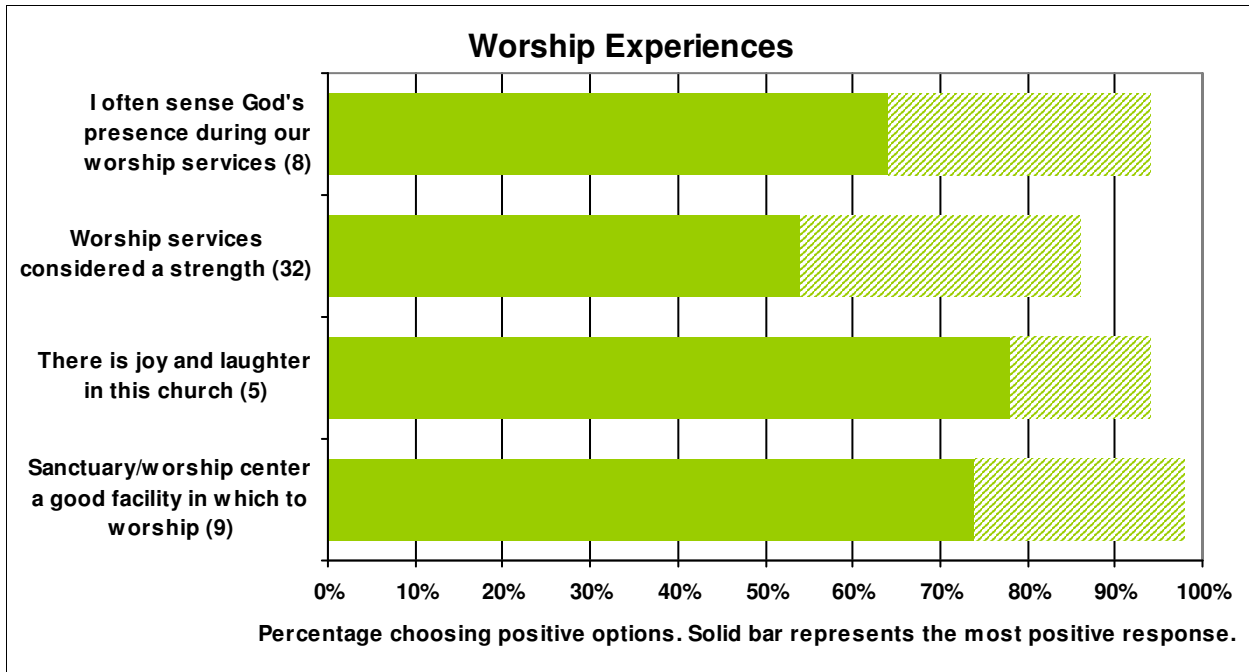
Which devotional practices do our people say they are most involved in? Does the life of the church reflect this?

If there is a disconnect between private practices and public expression, how can our church help to explain or model the importance of living the Christian life in this area?

Which areas are less practiced by our congregation? How can we encourage these practices? Sermons, small group emphases, weekend seminars, or regular classes are possible methods.

Nazarene Missional Church Survey - Worship

Sample Church



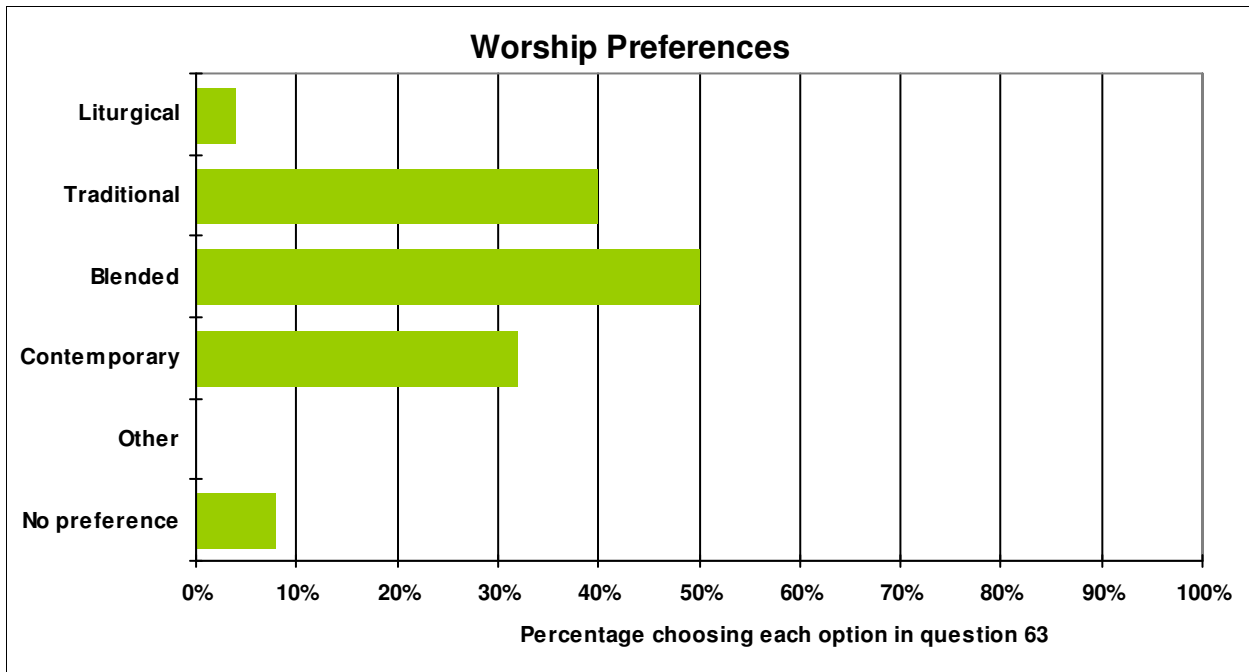
Worship is the principal focus of most Christian communities today. It is considered the wellspring from which salvation and ministry flow. Worship is probably the most reliable way of comprehending the purpose and thrust of the congregation. It is also the point of greatest identification for attendees and visitors. Church literature may provide some intellectual understanding of the thrust of the congregation, but what is experienced during a worship service is convincing evidence of the true identity and purpose of the congregation.

Overall, how does our congregation regard the worship experience?

What are the strongest areas of the worship service? Has this been deliberately attempted, or is it "a God thing"?

What areas can we improve? What are two or three actions that would affect worship positively?

What shouldn't we change about our worship? Why?



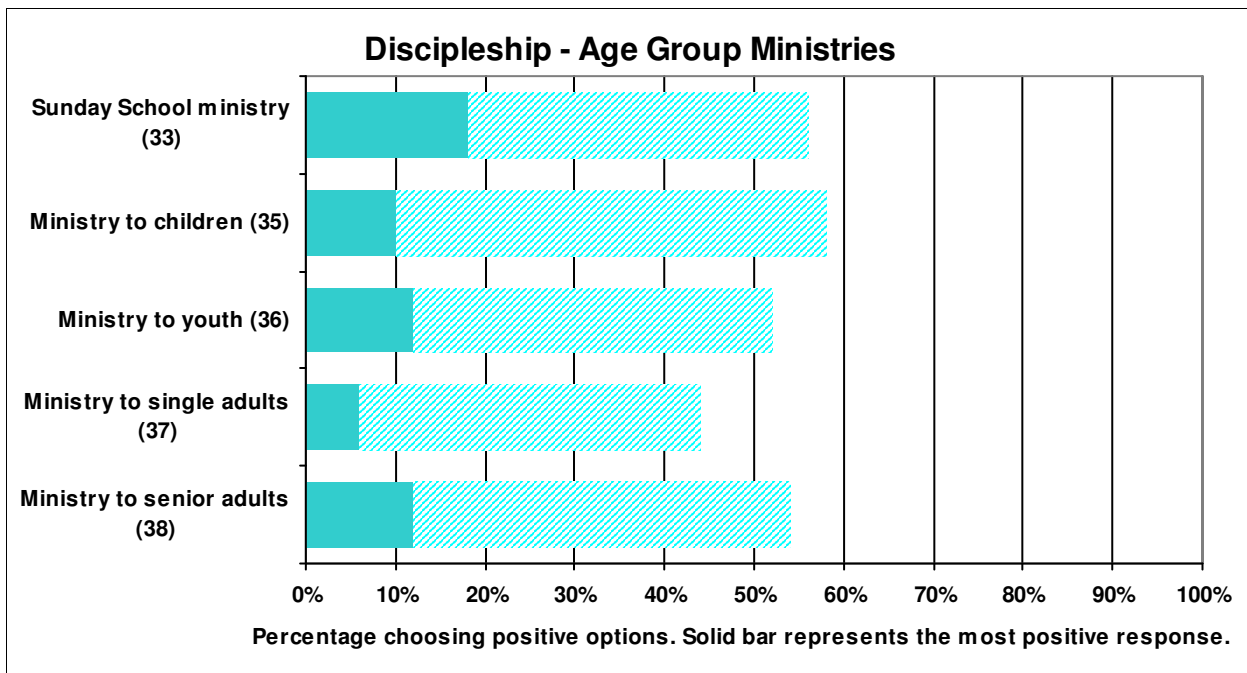
These are the worship preferences as listed by the survey respondents. Few churches are unanimous in their preferences, and those that are have sometimes become that way by excluding people who differ.

What style or styles are most appreciated by our congregation? Are there opportunities for us to worship in that way, at least occasionally?

Many people deliberately set aside their style preferences in favor of attracting different groups of people to the gospel message. If our preferences differ significantly from what the unchurched community might prefer, how much are we willing to adapt in order to reach more people?

Nazarene Missional Church Survey - Discipleship

Sample Church



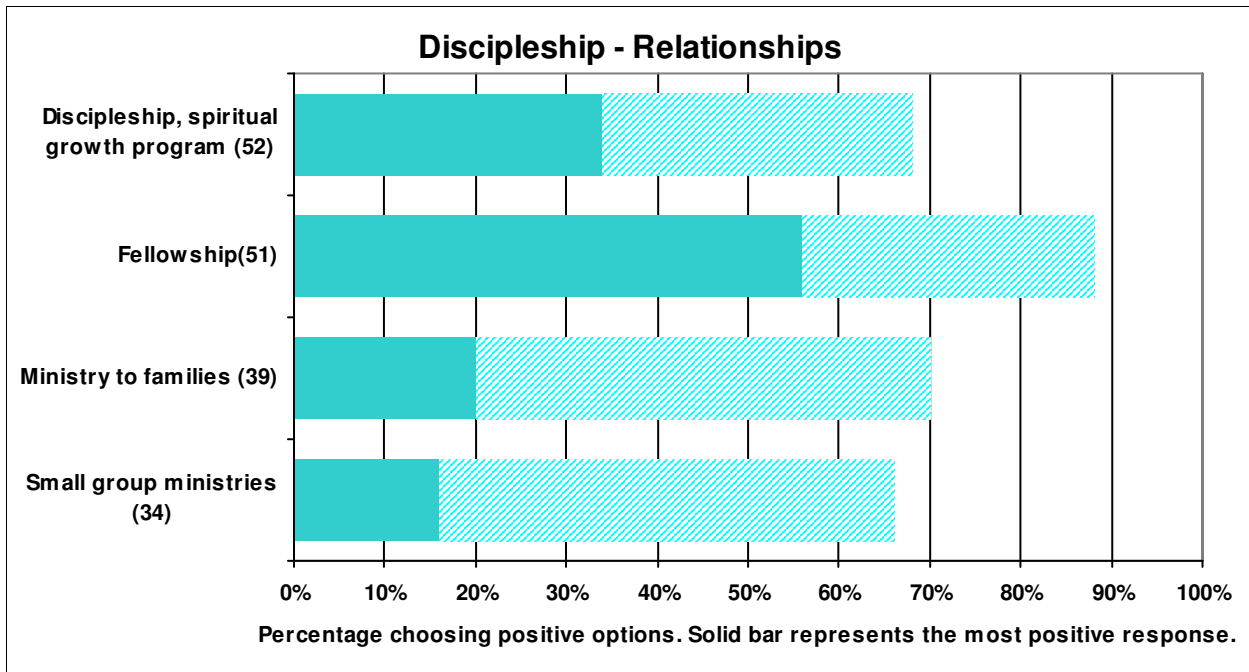
Discipleship is a very broad category; yet it is a biblical word with a fairly descriptive meaning. A disciple is a follower of Christ, a learner of his teaching and practices, and one who spreads the message of Christ.

Churches often need to adapt their discipleship methods to the congregational needs and expectations. Rather than measure specific approaches, this survey asked if the ministry to specific groups was regarded as effective. While many churches find Sunday School a very effective ministry tool, the more important questions relate to how well children, youth, and adults are served.

Which group or groups seem to be well-served according to our congregation? How can we connect the community and its needs to this effective ministry?

Are there groups with less positive ratings? Are these groups that God would encourage us to minister to? If so, what are specific steps we can take? (Even "pray for workers" is a specific step, of course.)

Who in our congregation has gifts to be a leader in one of these groups?



Effective discipleship ought to show tangible results. This chart indicates how well discipleship translates into stronger fellowship within the congregation. Some of the specific strategies may not apply to your current church situation, but it is always good to review whether God is leading you into new approaches.

Overall, do we feel that fellowship is a strength? How is fellowship expressed in our church? Are there ways it can be strengthened?

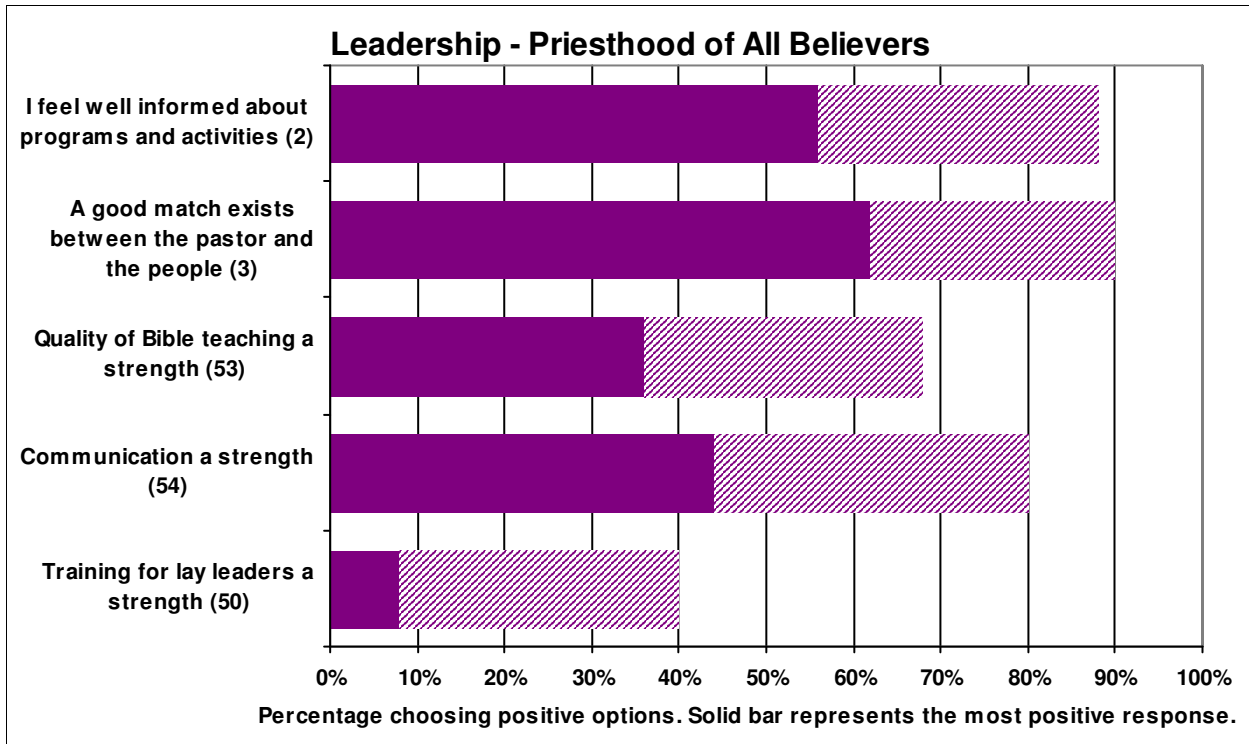
Discipleship can take place one-on-one, through small groups, or in organized classes. It rarely occurs in large group settings, since it usually involves an element of mentoring, or learning by example.

What areas in our discipleship program need improvement?

How do we use those with the gift of hospitality in our discipleship groups?

Nazarene Missional Church Survey - Leadership

Sample Church



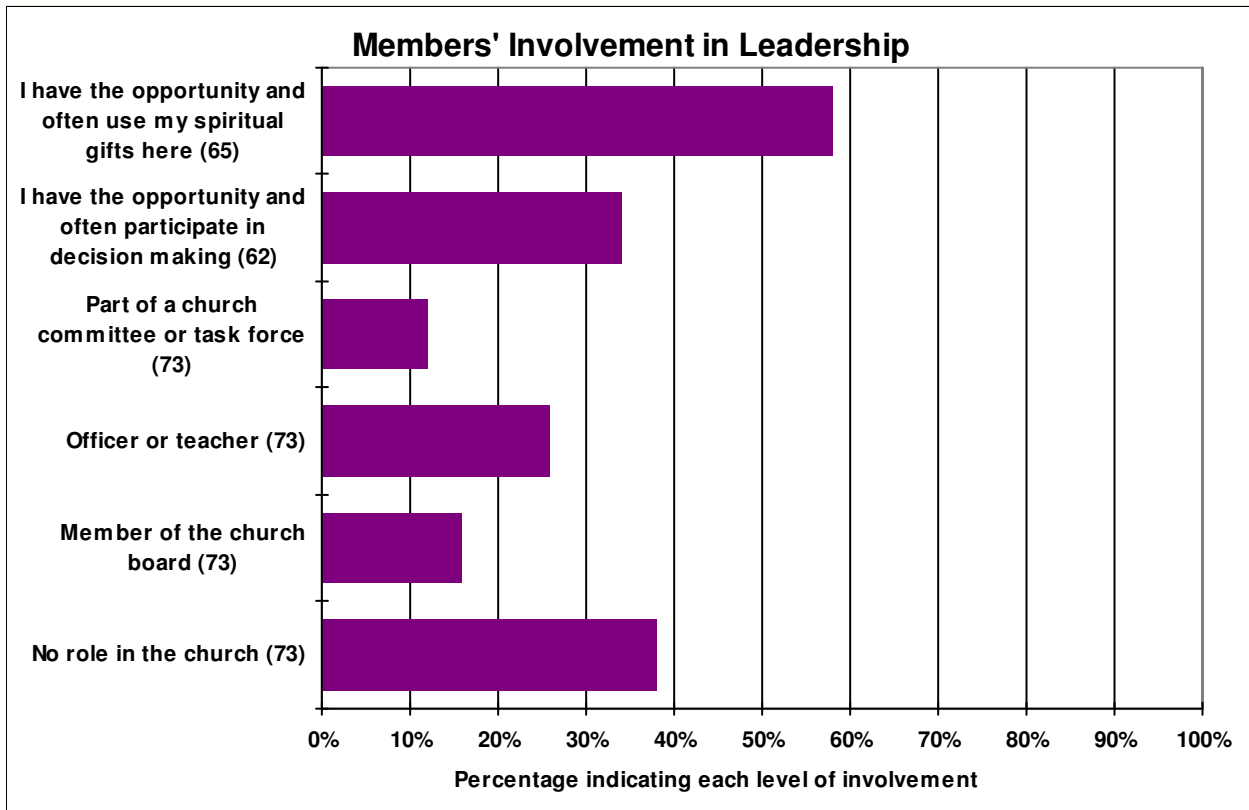
It is axiomatic in organizations that everything rises and falls on leadership. Because of position, the pastor is automatically a leader on whom much rests. But the pastor is not (and should not be) the only leader. While it is unlikely that a local congregation will rise above the competency level of pastoral leadership, it is also improbable that churches will rise above the capability of their lay leaders.

Leadership principles and practices must foster both congregational effectiveness and organizational morale. Pastoral leadership should include finding and developing lay leaders, as well as identifying gifts within the congregation and finding an appropriate place of service for the person with that gift. Lay leadership should include teaching the Word and encouraging the body of believers.

Which leadership aspects are the strongest in our local church? What programs or methods have contributed to this?

Which of the areas are less strong? What resources has God given our church to deal with these issues? How can these areas be addressed, based on God's resources and leading?

How can our leaders help our congregation develop and use the gifts God has given us?



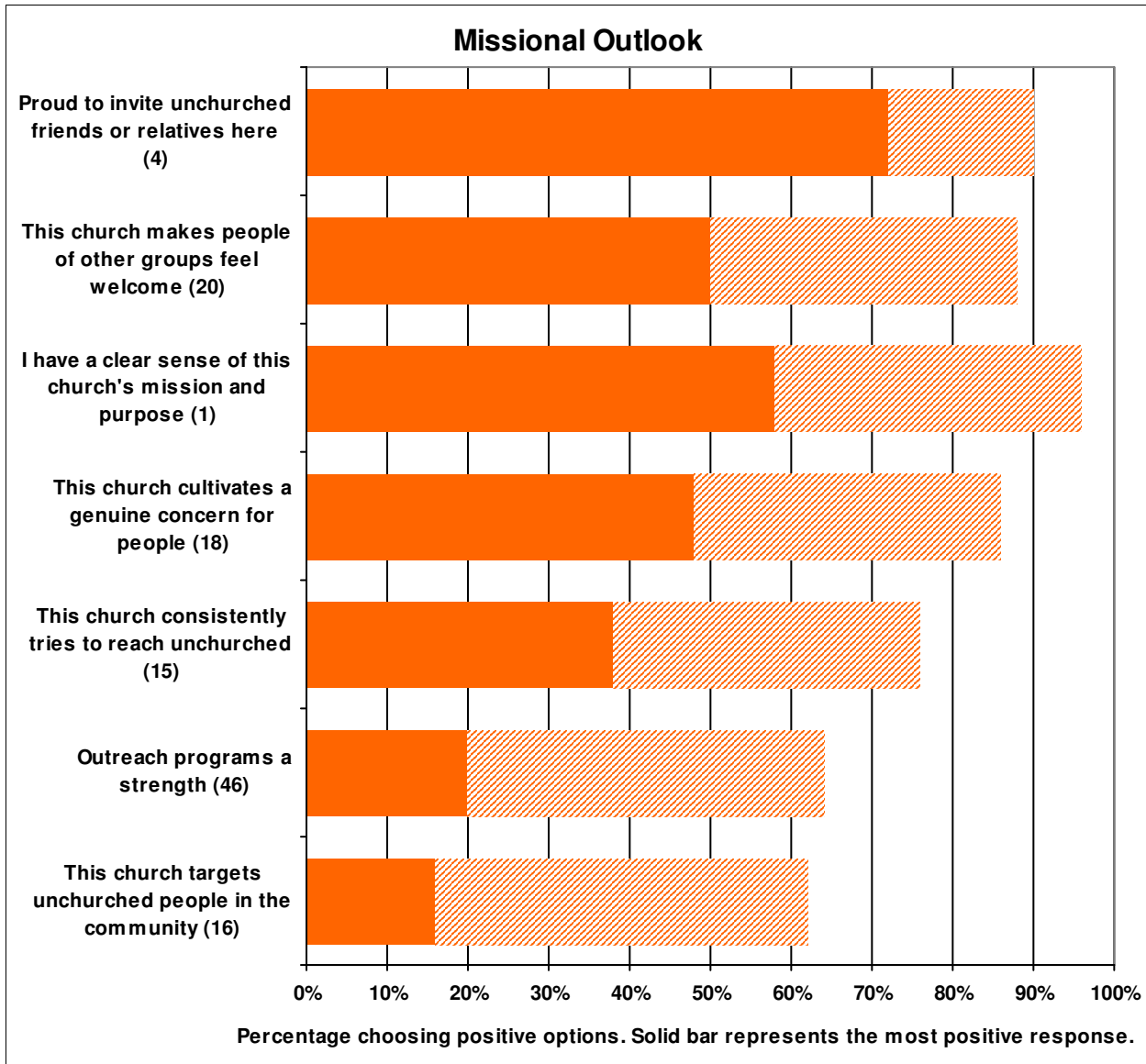
This chart indicates how people in the congregation perceive their roles in leadership. Ideally, every Christian ought to be able to use her or his spiritual gifts in the church. But not everyone is necessarily a leader by temperament or gifting.

The first and last lines of the chart indicate overall involvement. Are people involved in the church? What does the church deliberately do to involve people in ministry? What might keep people from being able to use their gifts here?

Leadership can be shared through official structures such as the church board or task forces and committees. Or it can be shared informally by asking for advice over coffee. (Also see the response to question 62, page 23 to see if people in the congregation want to be more involved in decision-making.)

How well is leadership shared in this congregation? How are people allowed and encouraged to be involved in the decision-making process?

Nazarene Missional Church Survey - Missional Outlook
 Sample Church



"Missional" is a term that has fairly recently come into widespread use in the church. It has replaced the word missions because it includes home missions as well as world missions in the concept of worldwide evangelization. The change was required because of increasing immigration from multiple world areas that opened doors of evangelistic opportunity among ethnic minorities. Add to this the growing secularization of American society and it becomes obvious that missionary work can no longer be confined to other areas of the world. Therefore, the missional outlook of a congregation includes not only participation in NMI activities but significant involvement in multicultural and compassionate ministries in our community.

What percentage of our church is "proud to invite" their unchurched friends and family? What makes them so?

Do most of the people in our congregation “have a clear sense” of our mission and purpose?
How do we communicate our mission and purpose?

When analyzing the missional outlook of a church, it is also important to recognize its opportunities. According to your on-line church location*, there are 25,624 people in the area within 5 miles of your church, and 56% are White, non-Hispanic. Do the remaining 10,650 people represent a cross-cultural opportunity for this church?

The adult age-breakdowns for the community are 27% busters (adults younger than 45), 26% boomers (adults 45 to 65), and 47% builders (adults 65 and over). Greensboro Southeast reports 33% busters, 33% boomers, and 33% builders. What strategies might your church use or develop to reach these age groups more effectively?

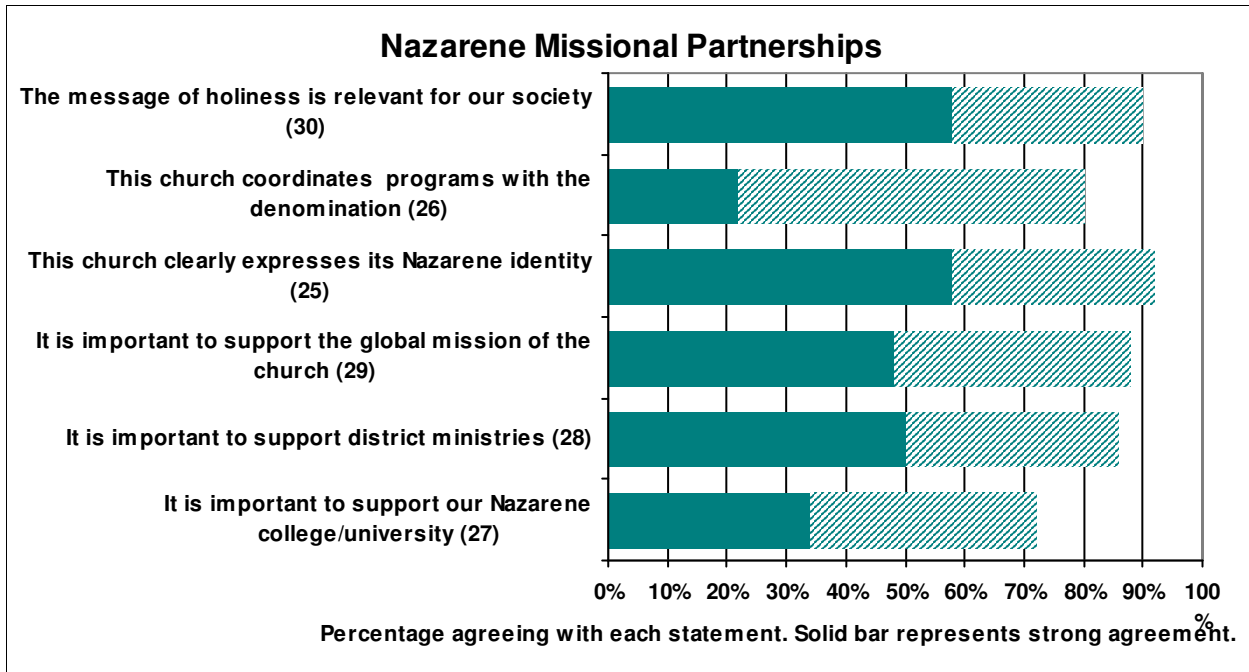
Overall, 12,866 people in the area (53% of the population) were not claimed by any of 149 religious groups in 2000.** What strengths or gifts has God provided for you to reach this group?

*See <http://map.nazarene.org> for the location assigned to your church. If this appears incorrect, follow the instructions on that page for reporting errors. You can also use that page for obtaining more detailed information for your community.

**At <http://nazareneresearch.org>, click on "Other denominations" to get a detailed report for your area, including growth of other groups during the previous decade.

Nazarene Missional Church Survey - Missional Partnerships

Sample Church



The Church of the Nazarene is an extension of churches based on a doctrinal emphasis and a missional passion. The doctrine and passion both identify and describe the denomination. The churches exist to proclaim Biblical holiness and to take the message of Jesus Christ to the whole world. Churches of the Nazarene can draw on denominational resources for obtaining pastors, for training materials, for worldwide outreach, and for mutual support in proclaiming God's transforming love and grace. This chart measures how connected people in the congregation feel to the holiness movement expressed through the denomination.

Which of the measures are strongest? Are there specific actions our church takes to encourage people to have these connections? Or are these attitudes expected to be "caught" as established Nazarenes disciple newer members?

What are the areas with less connectivity? Are there historical reasons for this? How might the ties be strengthened appropriately?

In what ways do we express our Nazarene connections?

Nazarene Missional Church Survey - Report Frequencies

Sample Church

Please note: Percentages on the following pages are based on valid responses to each question. On the previous graphs, responses were based on total surveys received from the church.

	Valid Surveys:	Strongly Disagree:	Disagree:	Neutral:	Agree:	Strongly Agree:
1. I have a clear sense of this church's mission and purpose.	50	2.0%	0.0%	2.0%	38.0%	58.0%
2. I feel well informed about the programs and activities of this church.	50	2.0%	2.0%	8.0%	32.0%	56.0%
3. A good match exists between the pastor and the people.	50	2.0%	0.0%	8.0%	28.0%	62.0%
4. I am proud to invite my unchurched friends or relatives to this church.	49	2.0%	0.0%	6.1%	18.4%	73.5%
5. There is joy and laughter in this church.	50	2.0%	0.0%	4.0%	16.0%	78.0%
6. This church is open to innovation and change.	49	2.0%	6.1%	18.4%	30.6%	42.9%
7. I feel good about the future of this church.	50	2.0%	0.0%	10.0%	26.0%	62.0%
8. I often experience a sense of God's presence during our worship services.	50	2.0%	2.0%	2.0%	30.0%	64.0%
9. This sanctuary/worship center is a good facility in which to worship.	50	2.0%	0.0%	0.0%	24.0%	74.0%
10. This church's facilities are attractive.	50	8.0%	0.0%	6.0%	34.0%	52.0%
11. This church's facilities are well maintained.	50	2.0%	0.0%	8.0%	34.0%	56.0%
12. This church/worship center has enough parking space.	50	2.0%	4.0%	6.0%	48.0%	40.0%
13. This church needs more ministerial staff to accomplish its mission.	50	6.0%	8.0%	48.0%	18.0%	20.0%
14. This church needs more support staff to accomplish its mission.	49	4.1%	18.4%	38.8%	22.4%	16.3%
15. This church consistently makes an effort to reach people who are not already connected with a church.	50	4.0%	4.0%	16.0%	38.0%	38.0%
16. This church has programs that target unchurched people in the community.	49	4.1%	8.2%	24.5%	46.9%	16.3%
17. This church facility should be available for neighborhood groups (such as youth programs, senior citizens, community groups).	50	2.0%	2.0%	16.0%	46.0%	34.0%

Response Frequencies, Page 2

	Valid Surveys:	Strongly Disagree:	Disagree:	Neutral:	Agree:	Strongly Agree:
18. This church cultivates a genuine concern for people.	50	2.0%	2.0%	10.0%	38.0%	48.0%
19. The ministry of this church is generally limited to the people who are already members and their relatives or close friends.	50	12.0%	44.0%	28.0%	8.0%	8.0%
20. This church makes people of other cultural groups feel welcome.	50	2.0%	2.0%	8.0%	38.0%	50.0%
21. We could reach unchurched people in our community if we added worship and other ministries in another language.	50	2.0%	18.0%	46.0%	24.0%	10.0%
22. I would like to see this church help sponsor a new church.	50	2.0%	2.0%	32.0%	40.0%	24.0%
23. This congregation places emphasis on supporting the global mission of the Church of the Nazarene.	50	2.0%	0.0%	8.0%	44.0%	46.0%
24. Work and Witness mission trips are (or would be) helpful to this congregation.	50	2.0%	0.0%	6.0%	50.0%	42.0%
25. This congregation clearly expresses its Nazarene identity.	50	2.0%	0.0%	6.0%	34.0%	58.0%
26. This congregation tries to coordinate our own programs with those of the denomination as a whole.	50	2.0%	2.0%	16.0%	58.0%	22.0%
27. It is important for this church to support our Nazarene college/university.	49	0.0%	2.0%	24.5%	38.8%	34.7%
28. It is important for this church to support district ministries.	49	0.0%	0.0%	12.2%	36.7%	51.0%
29. It is important for this church to support the global mission of the church.	50	2.0%	0.0%	10.0%	40.0%	48.0%
30. The message of holiness is relevant for our society.	49	2.0%	0.0%	6.1%	32.7%	59.2%
31. I have grown as a Christian during the last year as a result of the ministry of this church.	50	6.0%	0.0%	6.0%	38.0%	50.0%

Response Frequencies, Page 3

	Valid Surveys:	Don't Know/Not App.	Weakness:	Needs Improvement:	Good:	Strength:
32. Worship services	49	0.0%	2.0%	10.2%	32.7%	55.1%
33. Sunday School ministry	48	2.1%	10.4%	29.2%	39.6%	18.8%
34. Small group ministries	48	8.3%	2.1%	20.8%	52.1%	16.7%
35. Ministry to children	48	6.3%	12.5%	20.8%	50.0%	10.4%
36. Ministry to youth	48	2.1%	6.3%	37.5%	41.7%	12.5%
37. Ministry to single adults	48	10.4%	14.6%	29.2%	39.6%	6.3%
38. Ministry to senior adults	48	8.3%	10.4%	25.0%	43.8%	12.5%
39. Ministry to families	48	4.2%	10.4%	12.5%	52.1%	20.8%
40. Ministry to shut-ins	48	10.4%	12.5%	31.3%	27.1%	18.8%
41. Ministry to hearing impaired	47	25.5%	21.3%	34.0%	17.0%	2.1%
42. Prayer ministry	49	0.0%	0.0%	6.1%	55.1%	38.8%
43. Visitation ministry	48	10.4%	16.7%	27.1%	33.3%	12.5%
44. Compassionate ministries	48	8.3%	4.2%	20.8%	39.6%	27.1%
45. World missions emphasis	48	4.2%	6.3%	10.4%	50.0%	29.2%
46. Outreach program(s)	49	6.1%	8.2%	20.4%	44.9%	20.4%
47. Facilities	48	0.0%	2.1%	8.3%	54.2%	35.4%
48. Handicapped access	48	2.1%	0.0%	10.4%	45.8%	41.7%
49. Financial giving	48	4.2%	2.1%	12.5%	47.9%	33.3%
50. Training for lay leaders	48	20.8%	8.3%	29.2%	33.3%	8.3%
51. Fellowship	48	0.0%	4.2%	4.2%	33.3%	58.3%
52. Discipleship, spiritual growth program	48	2.1%	8.3%	18.8%	35.4%	35.4%
53. Quality of Bible teaching	47	2.1%	4.3%	21.3%	34.0%	38.3%
54. Communication	48	0.0%	8.3%	8.3%	37.5%	45.8%
55. Unity, harmony	49	0.0%	2.0%	8.2%	34.7%	55.1%

	Valid Surveys:	Don't know/ Unsure:	Weekly:	At least monthly:	At least quarterly:	At least yearly:	Less than yearly:
56. How often should the message of holiness be preached in this church?	47	12.8%	51.1%	25.5%	4.3%	6.4%	0.0%

Response Frequencies, Page 4

	Valid Surveys:	Don't Know/ Not App.	Never:	Sometimes:	Very Often/ Always:		
57. I am involved in the evangelistic efforts of this church.	49	6.1%	8.2%	46.9%	38.8%		
58. I am involved in a Sunday School class or other small group Bible study.	50	4.0%	4.0%	22.0%	70.0%		
59. I am involved in a small group for prayer.	50	4.0%	10.0%	48.0%	38.0%		
60. I am involved in a fellowship, athletic, or other social group sponsored by the church.	50	10.0%	14.0%	38.0%	38.0%		
61. I am involved in the compassionate ministry efforts of this church.	48	4.2%	6.3%	47.9%	41.7%		
62. Which best describes your involvement in the making of important decisions in this church?							
Valid Surveys: 48							
I have been given the opportunity and often participate in decision-making.					35.4%		
I have been given the opportunity and occasionally get involved in decision-making.					41.7%		
I have not been given an opportunity to be involved but this is fine with me.					14.6%		
I have not been given an opportunity to be involved but I wish I had been.					8.3%		
63. Which of the following best describes your preference in a worship service? (Multiple answers possible.)							
Valid Surveys: 48							
Liturgical	4.2%	Blended	52.1%	Other	0.0%		
Traditional	41.7%	Contemporary	33.3%	No preference	8.3%		
64. What is/are your spiritual gift(s)? (List below compiled from Romans 12, I Corinthians 12, and Ephesians 4.) (Multiple answers possible)							
Valid Surveys: 49							
Discernment	4.1%	Interpretation	6.1%	Faith	67.3%	Wisdom	24.5%
Hospitality	49.0%	Prophecy	6.1%	Languages	6.1%	Healing	14.3%
Miraculous Powers	6.1%	Evangelism	12.2%	Teaching	30.6%	Mercy	18.4%
Encouragement	61.2%	Knowledge	26.5%	Giving	63.3%	My spiritual gift is not listed here.	4.1%
		Service	36.7%	Leadership	34.7%		
I don't know what my spiritual gift is.			10.2%				
65. Do you feel you are getting to use your spiritual gift(s) within the ministry of this church?							
Valid Surveys: 46							
I have been given the opportunity and often use my spiritual gift(s) here.					63.0%		
I have been given the opportunity and occasionally use my spiritual gift(s) here.					21.7%		
I have not been given an opportunity to use my spiritual gift(s) but this is fine with me.					6.5%		
I have not been given an opportunity to use my spiritual gift(s) but I wish I had been.					0.0%		
I don't know what my spiritual gift is.					8.7%		

Response Frequencies, Page 5

66. Think for a moment of your five closest friends (outside your family). How many are part of this church?

Valid Surveys:		49	
None	18.4%	Two	16.3%
One	14.3%	Three	18.4%
		Four	8.2%
		Five	24.5%

67. Before coming to this church, were you participating in another church?

Valid Surveys:		48	
I've come here for most or all of my life.			12.5%
Yes, immediately prior to coming here, I was participating in another church.			58.3%
No, before coming here I was not attending church for some time.			18.8%
No, before coming here I never regularly attended church.			10.4%

68. How often do you attend worship services at this church?

Valid Surveys:		48	
I'm a visitor	0.0%	6 to 11 times a year	2.1%
1 to 5 times a year	0.0%	Once a month	0.0%
		2 or 3 times a month	2.1%
		Once a week or more often	95.8%

69. How long have you been attending at this church?

Valid Surveys:		48	
I'm visiting	2.1%	3 to 7 years	31.3%
2 years or less	16.7%	8 to 15 years	29.2%
		More than 15 years	20.8%

70. How were you first attracted to this church? (Multiple answers possible)

Valid Surveys:		48	
I prefer this denomination.	22.9%	I attended a special event.	4.2%
I saw an advertisement.	4.2%	I attended a home Bible study.	0.0%
I liked the church building.	2.1%	I was invited by a friend.	14.6%
I liked the pastor.	31.3%	Through the influence of my family.	31.3%
I live nearby.	16.7%	Something else not listed here.	25.0%

71. Which best describes your current spiritual condition?

Valid Surveys:		47	
I am not a Christian.			2.1%
I am not yet a Christian but am seeking God.			0.0%
I am a Christian but struggling with my faith.			14.9%
I am a Christian and growing spiritually.			53.2%
God has sanctified me and I am growing spiritually.			29.8%

Response Frequencies, Page 6

72. Are you currently a member of this church?

Valid Surveys:	49		
Yes		83.7%	
No, but I'm in the process of becoming a member		0.0%	
No, but I would consider becoming a member		14.3%	
No, and I don't plan to become a member		2.0%	

73. Do you currently have any of the following roles in this church? (Multiple answers possible)

Valid Surveys:	49			
Member of the church board	16.3%	Officer or teacher of Sunday School class, men's, women's, youth, or other group	26.5%	
Part of a church committee or task force	12.2%	Other role not listed here	16.3%	
Choir member, soloist, praise team, musician	28.6%	None	38.8%	
Leading or assisting in worship (Usher, read Scripture, assist with communion, etc.)	16.3%			

74. How long does it take you to travel from home to this church (one way)?

Valid Surveys:	49				
10 minutes or less	38.8%	11-20 minutes	46.9%	More than 20 minutes	14.3%

75. Which one statement describes you best?

Valid Surveys:	46	
I cannot imagine a time when I will not be a Nazarene.	47.8%	
I am committed to the Church of the Nazarene but might attend another holiness church someday.	41.3%	
Although I am Nazarene now, I could easily see myself in another denomination.	4.3%	
I don't really think of myself as Nazarene.	6.5%	

76. How important is the experience of holiness in your personal spiritual life?

Valid Surveys:	48				
Not at all important	0.0%	Neutral/Unsure	4.2%	Fairly important	22.9%
Not very important	0.0%			Very important	72.9%

77. Have you ever been baptized?

Valid Surveys:	49	Yes	77.6%	No	22.4%
----------------	----	------------	--------------	-----------	--------------

Response Frequencies, Page 7

78. Have you seriously considered leaving this church in the last year? (Multiple answers possible)

Valid Surveys:	48	
No.		83.3%
Yes, because I was considering moving.		2.1%
Yes, because I was struggling spiritually.		6.3%
Yes, because I was dissatisfied with the children's program.		10.4%
Yes, because I was dissatisfied with the youth program.		2.1%
Yes, because I was dissatisfied with the worship service.		2.1%
Yes, because I disagreed with Nazarene doctrine.		0.0%
Yes, because I disagreed with Nazarene expectations for behavior.		2.1%
Yes, because I was frustrated by conflict in the church.		6.3%
Yes, because I was dissatisfied with church leaders.		2.1%
Yes, because I was having difficulty finding a place to serve.		0.0%
Yes, for other reason(s).		4.2%

79. How often do you spend time in private devotional activities (such as prayer, fasting, reading the Bible)?

Valid Surveys:	48		
Every day or most days	47.8%	A few times a month	6.3%
A few times a week	27.1%	Several times a year	6.3%
Once a week	10.4%	Never	4.2%

80. Do you contribute financially to this church?

Valid Surveys:	49
Yes, I give 10% or more of my income.	63.3%
Yes, I give about 5% to 9% of my income.	12.2%
Yes, I give about 1% to 5% of my income.	2.0%
Yes, I give a small amount whenever I can.	18.4%
No, I do not contribute financially here.	4.1%

81. What is your gender?

Valid Surveys:	48	Female	58.3%	Male	41.7%
----------------	----	---------------	--------------	-------------	--------------

82. What is your age?

Valid Surveys:	48						
Under 15	10.4%	19-24	2.1%	35-44	8.3%	55-64	16.7%
15-18	2.1%	25-34	18.8%	45-54	12.5%	65 or older	29.2%

Response Frequencies, Page 8

83. What is your primary racial or cultural group?

Valid Surveys: 49

American Indian/ Alaska Native	4.1%	Hispanic	0.0%	White	95.9%
Asian	0.0%	Middle Eastern	0.0%	Multi-racial or multi-cultural	0.0%
Black	0.0%	Hawaiian/Pacific Islander	0.0%	Other	0.0%

84. What is your marital status?

Valid Surveys: 49

Single	20.4%	Married	67.3%	Divorced	4.1%	Widowed	8.2%
---------------	--------------	----------------	--------------	-----------------	-------------	----------------	-------------

85. What is the highest level of education you have completed?

Valid Surveys: 46

Less than high school diploma	24.4%	Some college or Associate's degree	23.9%
High school diploma or GED	47.8%	Bachelor's degree	0.0%
Trade certificate	2.2%	Graduate degree (Master's, Doctorate)	2.2%

86. Do you have children living at home? (Multiple answers possible)

Valid Surveys: 49

No	38.9%	Yes, age 13 to 18	14.8%
Yes, age 12 or younger	33.3%	Yes, age 19 or older	13.0%