

The CHOICE of Champions: Jesus Christ

Lesson #1

Teacher's Section

This first lesson introduces the theme for the unit and the first letter of the acronym CHOICE.

Goal:

- to discuss the reason why we want to ask Jesus into our hearts.
- to discuss the first step of salvation – C–Choose Jesus.
- to give the students a chance to choose Jesus for their Savior.

Champions for this lesson: Joshua in the Old Testament and the disciples in the New Testament

Lesson Bible Verses:

- Joshua 24: 15 Unit verse
- Mark 1:14-20 The Calling of the Disciples

Coming In Activity:

As the children come into the classroom have them complete the Unit Bible Verse puzzle. This will introduce the Unit Verse to the children. After the children are completed with the puzzle, begin the lesson.

Introduction:

For the children to choose Jesus they must first recognize that He is calling to them. This introductory activity helps them understand the concept of voices and listening to God's voice.

1. Have the students demonstrate some funny voices they can make. (Voices not noises.) You may want to go around the group and have everyone make a funny voice or just let them demonstrate the voice to their neighbor. Then demonstrate how high in tone they can talk and then how low they can talk. **(Transition: Discuss the idea of voices with the children. What is a voice?, who has a voice?, is it always audible? Ask them what it means when they hear about the little voice inside their head—their conscience. Discuss also that we can hear God's voice. It may not always be audible like a regular voice, but we can hear God talking to us in our hearts if we listen. You might want to share a time you heard God's voice. Emphasize that God even talks to children and preteens.)** Above all God is calling us to accept Him as our personal Savior. He wants us to choose Him and live for Him.

2. Give a little background information about Joshua and the context of the unit verse. For example:

Joshua's remarkable life was filled with excitement, variety, success and honor. He was

known for his deep trust in God. As a youth he lived through slavery in Egypt, but he also witnessed the supernatural plagues and the miracle of Israel's escape from the Egyptian army as the waters of the Red Sea circled around the army. Joshua was elected too be one of the 12 spies who were sent into Canaan to look over the promised land. Only Joshua and his friend Caleb were ready to follow God's will and take immediate possession of the land. God promised to guide and strengthen Joshua, just as He had Moses.

As he led the Israelites to the promised land, a common problem was that the Israelites wanted to worship all of the false gods of the people they met. Joshua knew this was wrong and he told the people so. As he was nearing his death he wanted to urge all of the tribes of Israel to continue to follow God. He knew that the people had their own choice. They could choose whomever they wanted to worship. In this passage –the Unit Bible Verse--Joshua is urging the Israelites to choose God to follow. He knew that this was the best way to live. Go over unit Bible verse.

Transition:

This was in the Old Testament. In the New Testament Jesus came to earth to show the way to God. Jesus called people to follow Him, to ask Him into their hearts so He could be their leader. Let's look at when Jesus called his disciples and they had to choose Jesus.

3. Mark 1:14-20

Bible Activity:

Using the Fishers of Men worksheet in the Student Section of this lesson, have the children find the Bible passages listed on the left side of the worksheet. They need to draw a line linking the Bible passage to the names of the disciples listed in that passage.

Alternative Activity:

List the names of all of the disciples, one per fish model. Cut out and place a magnetic strip on the back of each fish. Create a fishing pole using a small dowel rod with a string tied on to the end of it. Place a paper clip on the end of the string. Place the fish in a bowl or on the floor behind a wall or some object so they can not see, such as a tri-fold poster board. . Let each child "fish" by placing the fishing pole behind the wall or board. They should be able to "catch" a fish by touching the paper clip to the magnetic strip on the back of the fish. (Sometimes it helps to have someone behind the wall to help with the "catching.") Have them read who they caught. Place each name on a wall or bulletin board until all names have been listed and displayed. Read the Bible passage—Mark 1:14-20. Discuss that all these disciples heard Jesus calling to them and responded by becoming fishers of men. Explain that we too can become fishers of men when we ask Jesus to save us from our sins and we then tell others about Jesus.

Alternative Activity:

May want to act out the calling of the disciples. (Use robes, children's fishing poles, fishing nets, etc to make the scene come alive.) Make note that Simon and Peter and then James did not hesitate when Jesus called to them. They chose Jesus when they heard his voice.

Transition: Tell the children they have the opportunity to choose Jesus also.

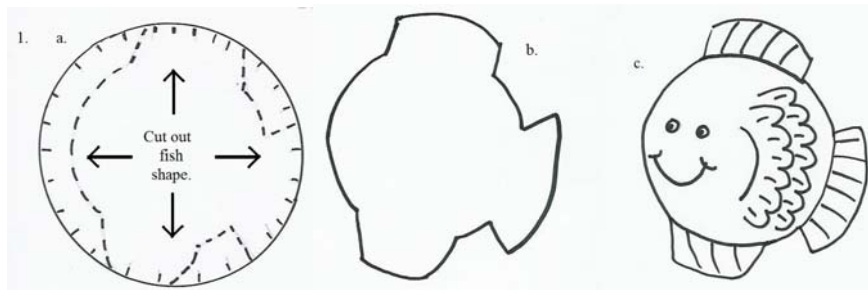
CHOICE Activity

This activity makes this choice of Jesus very tangible. Jesus is the key to eternal life and so when our children choose Jesus they are choosing eternal life. This is a very important step for our children.

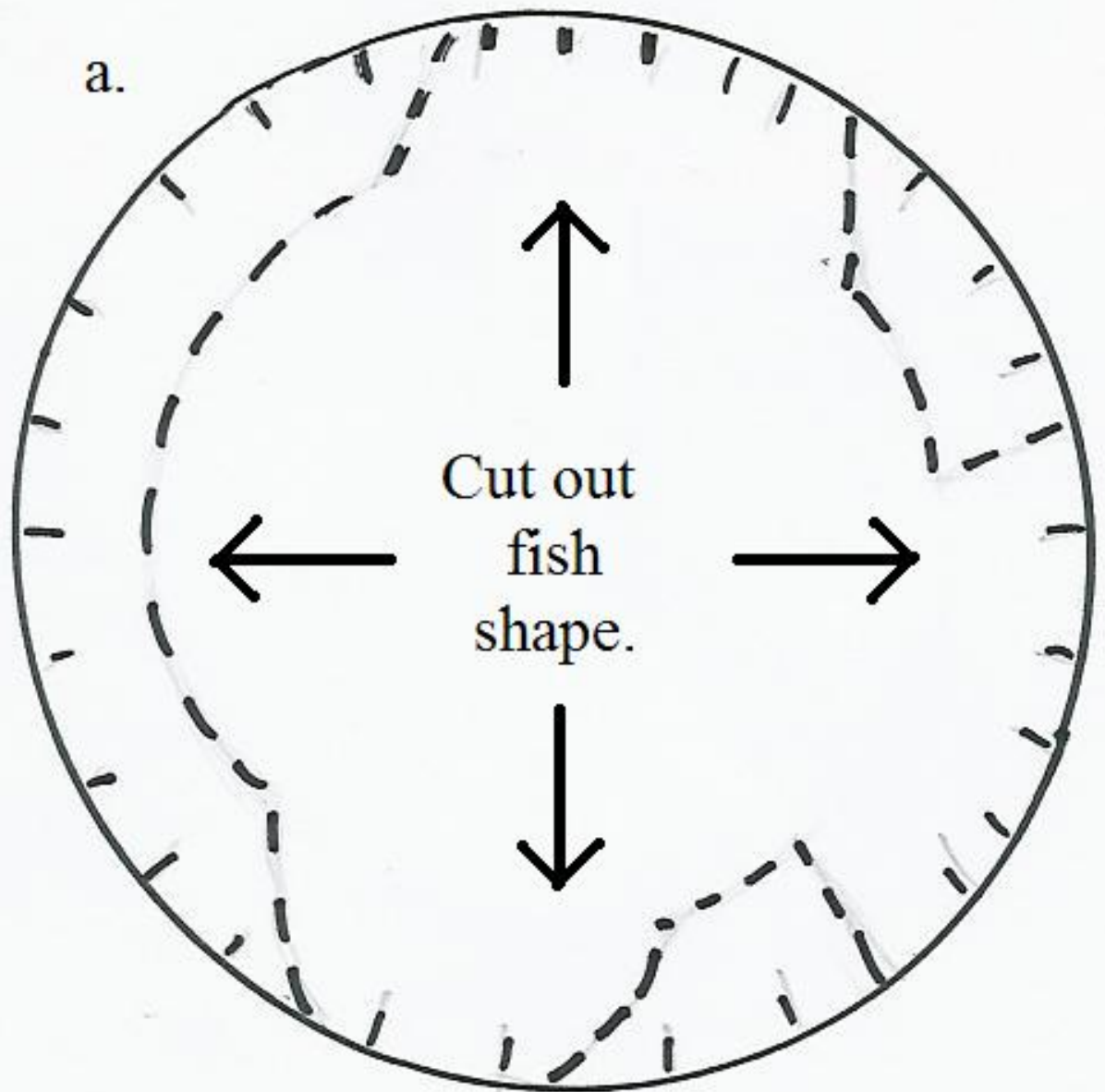
Choosing Jesus is the key that opens up a whole new life for us. When we choose Jesus we decide that we will listen and follow Jesus' voice and do what He wants us to do. Place your name on the Key worksheet to signify that today you choose Jesus to be your leader, to guide and direct your life. May want to let the children decorate the key. Have the children glue the key onto a piece of construction paper and then have them cut it out. Place a hole at the top of the key and string yarn through it to make a key necklace.

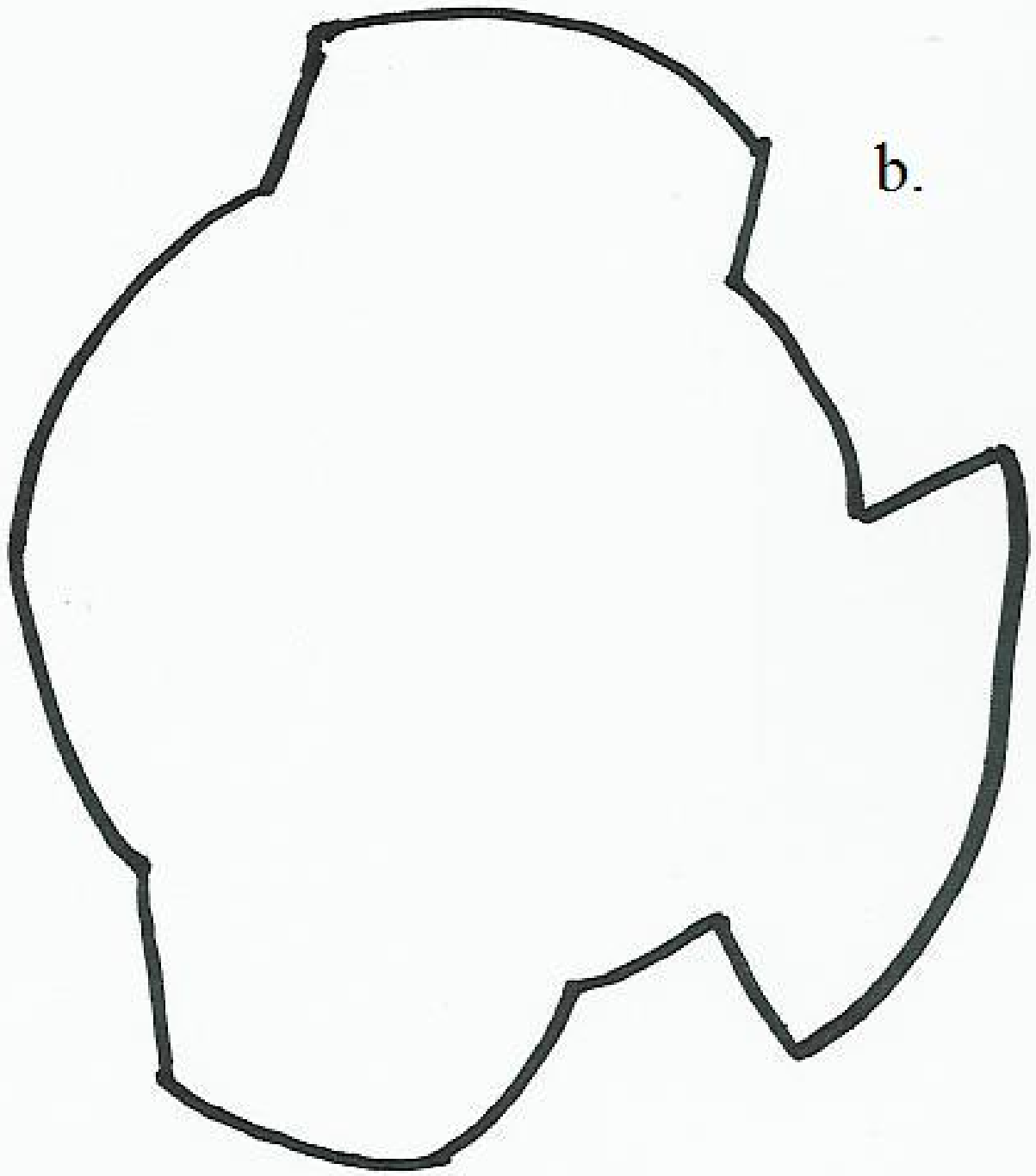
Alternative activity: Using a white paper plate, let the children cut out a shape of a fish. Below are two ways to cut the paper plate. On the front side write "I will be a fisher of men." Let the children decorate the fish by adding scales (with markers are cut out paper), eyes a mouth etc. Explain to them what "fishers of men" means.

1.




1. a.



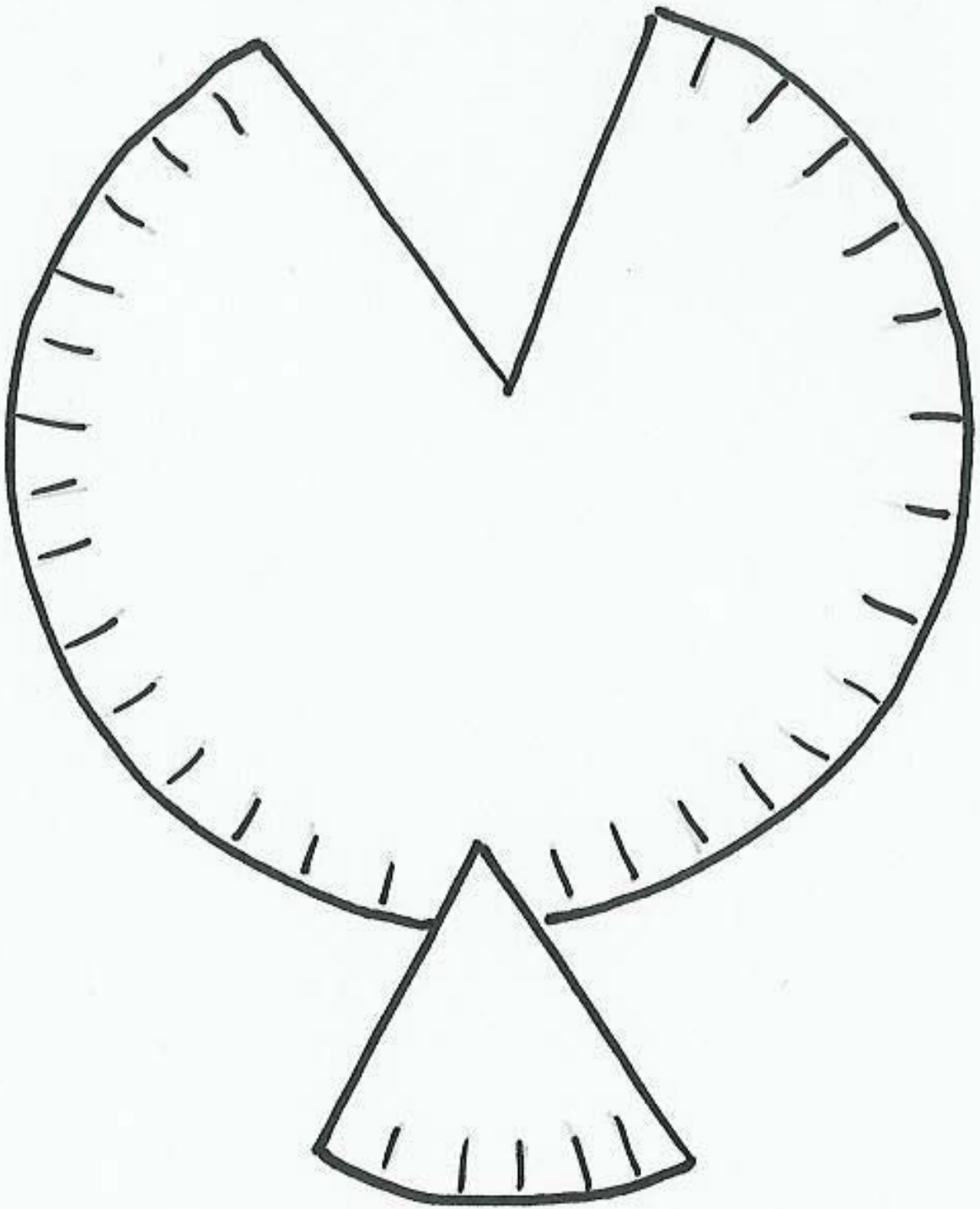


b.

c.



2.



Alternative activity: You can teach your children several songs that relate to the topic of this lesson.

1. The following song is sung to the tune of “Yankee Doodle.”

- a. Jesus walked by Galilee
And there He saw two brothers
Their names were Simon and Andrew
They cast their nets for fishes.
“Would you like to fish for men?”
Jesus asked the brothers.
“Come with Me and give Me help,
To spread the Word to others.”
- b. They left their nets and followed Him,
They went a little farther.
James the son of Zebedee
James and John, the brothers two,
Left Zebedee their father,
To fish for men as Jesus asked,
And preach to men the Gospel

2. A second song can be sung to the tune of “The Farmer in the Dell.”

- a. Come follow, follow me.
Come follow, follow me
You’ll be great fishermen
Come follow, follow me.
- b. We won’t be catching fish
We won’t be catching fish
People is what we want
We won’t be catching fish.
- c. We want them big and small
We want them big and small
All sizes, colors too
We want them big and small.
- d. We’ll lead them all to heaven
We’ll lead them all to heaven
We’ll give them all to God
We’ll lead them all to heaven

Alternative activity for the younger children is to teach them a new song to the tune of “Frerer Jacque”

I choose Jesus,
I choose Jesus,
Yes I do, Yes I do.
He will be my leader.
I will follow Him.
I love Him. He loves me.

Concluding Activity:

Bulletin board activity:

Whether you are using the Olympic rings or rainbow for your bulletin board, draw your children’s attention to this place. Place the large C either on the highest rainbow arch or in the first set of rings. Explain to the children that the first step in being a Christian is to choose Jesus. This is the first step in salvation—choosing Jesus.

End with prayer. It could be a prayer of salvation helping your children choose Jesus today.

The worksheets to be used in this lesson follow in the Student Section.

Student Section

Worksheets:

1. Unit Bible Verse Puzzle
2. And You Will Be Fishers of Men worksheet
3. The Key to Life worksheet
4. Fish cut-out

Use this backward alphabet code to reveal the Unit Bible Verse.

Code	Z	Y	X	W	V	U	T	S	R	Q	P	O	N	M	L	K	J	I	H	G	F	E	D	C	B	A
Means	A	B	C	D	E	F	G	H	I	J	K	L	M	N	O	P	Q	R	S	T	U	V	W	X	Y	Z

“ X S L L H V U L I B L F I H V O E V O G S R H

W Z B D S L N B L F D R O O H V I E V

Y F G Z H U L I N V Z M W N B

S L F H V S L O W D V D R O O H V I E V

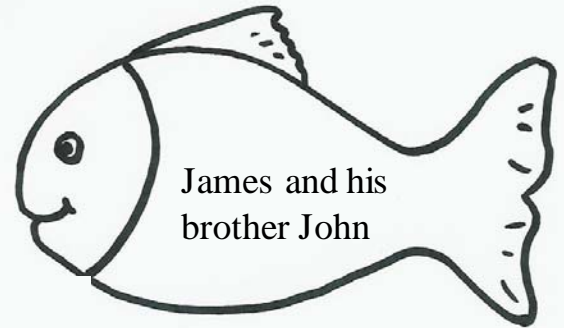
G S V O L I W.”

Joshua 24:15

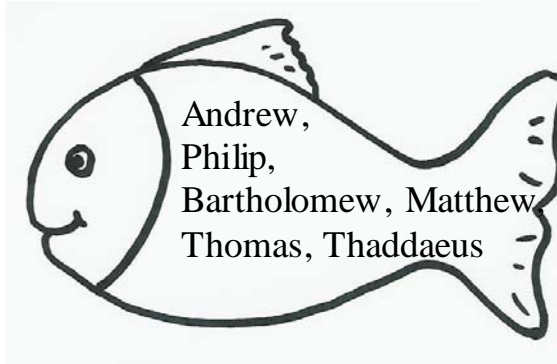
And You Will be Fishers of Men

Look up the following Bible verses and decide which fish of men's names go with the Bible passage. Draw a line from the Bible passage to the correct fish that lists the disciples who listened to Jesus calling them and decided to follow Jesus. Jesus called men to be Fishers of Men.

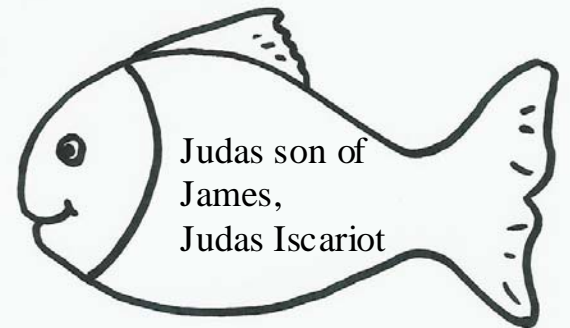
Matthew 4:19-20



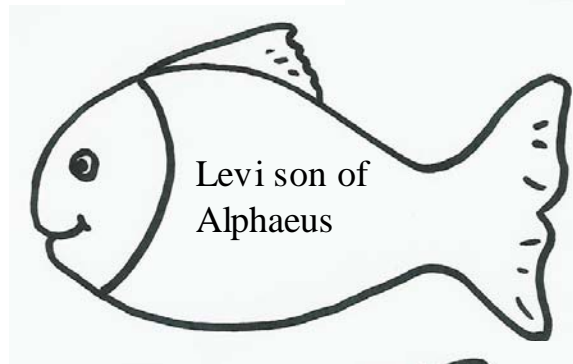
Mark 2:14



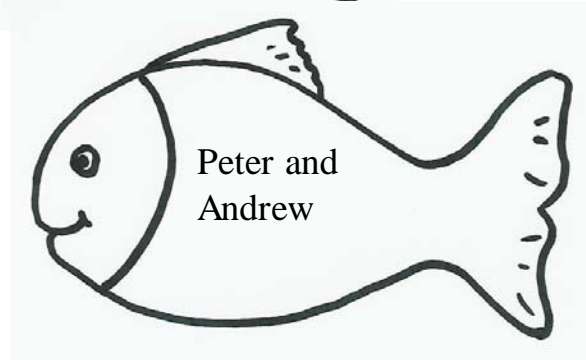
Mark 3:17

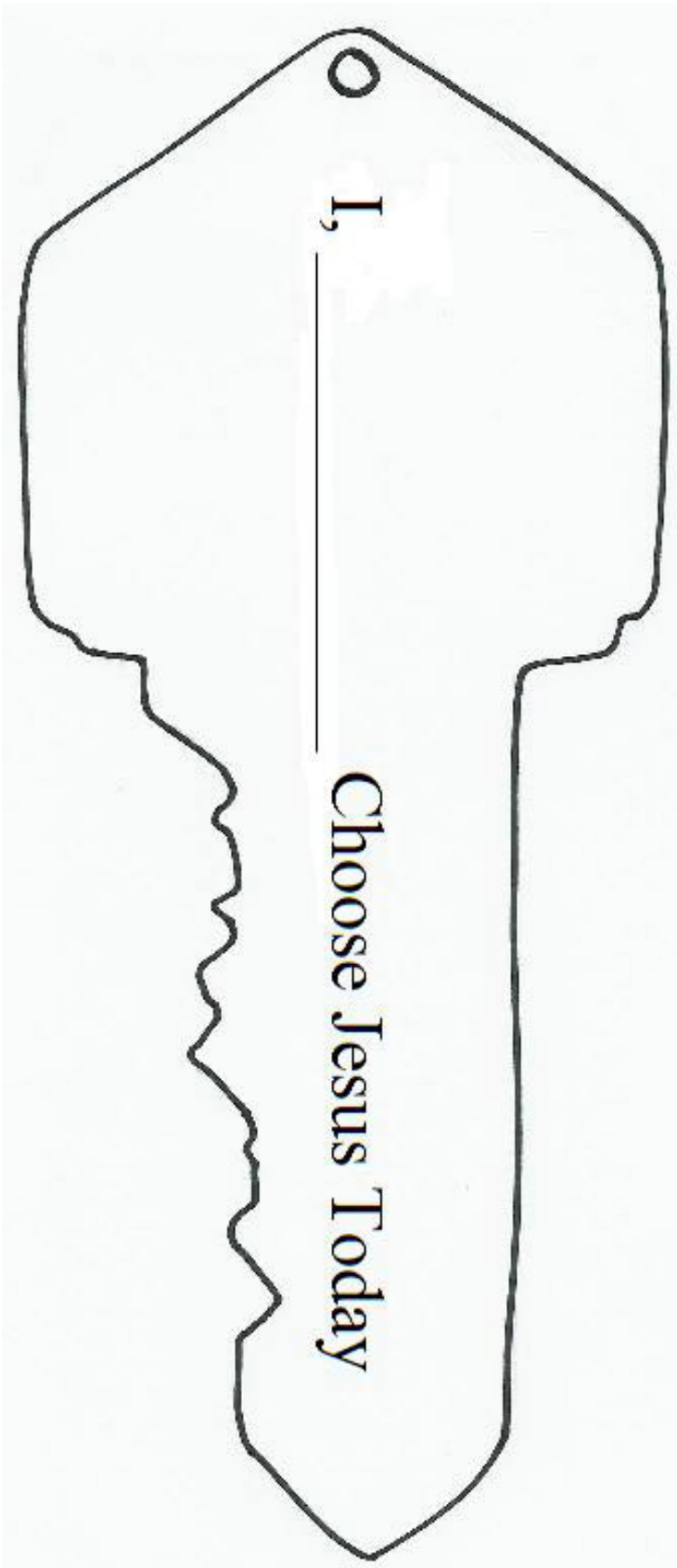


Mark 3:18



Luke 6:16





Model of a fish for the fishing activity:

